



in collaboration with




A HEALTHY IMPLANT STARTS WITH YOU

PRACTICE GOOD ORAL CARE HABITS
TO SUPPORT HEALTHY GUMS AND
IMPLANT SUCCESS



HEALTHY IMPLANT FACTS

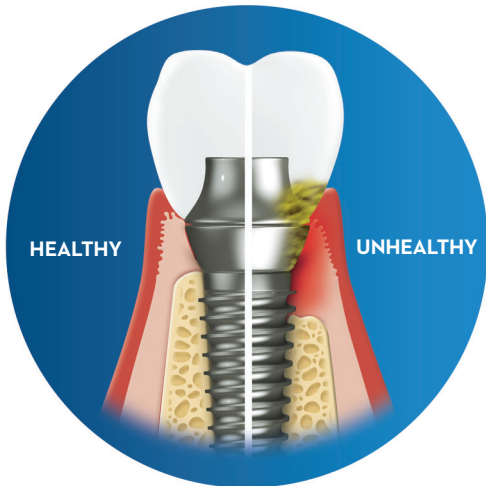
SECURE YOUR ORAL HEALTH INVESTMENT



THE BIGGEST RISKS FOR IMPLANT FAILURE ARE:

- **Plaque** accumulation
- **Smoking**
- Recurring **gum problems**

Getting an implant is an investment of both time and money. Maintaining good oral care habits can help ensure implant success.



**TAKE ACTION NOW TO MAXIMISE
THE LIFE OF AN IMPLANT**

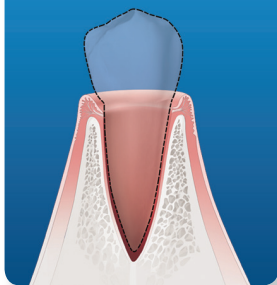
Improving your oral care habits today can help you achieve healthier gums and future implant success.



HERE'S WHAT TO EXPECT WHEN GETTING AN IMPLANT

PHASE 1

TOOTH EXTRACTION



IMPLANT PLACEMENT



The time after the extraction of the tooth to the insertion of the implant varies by patient. Use this time to **improve your brushing habits** following the recommendations of your dental professional.

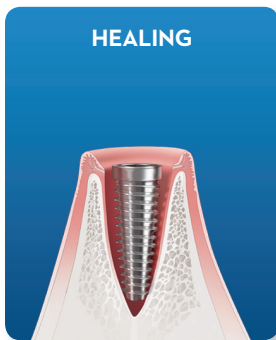
PHASE 2

Healing occurs in 2 phases:

1. Healing of the wounds can take up to 3 weeks.

During this time, brush teeth and gums with an **extra soft toothbrush**, adjacent to the surgical area. Avoid brushing the incision at the surgical site until the sutures are removed. **Continue to thoroughly brush the rest of your mouth.**

HEALING



2. Implants may take up to 6 months to bind to the bone.

PHASE 3

Once healed, an abutment will be placed on the implant and an individual crown or prosthesis will be fabricated for you. This will be fixed on your implant abutment and complete your implant treatment. To ensure long-term success of your implant, **it is important to practice ongoing excellent oral care.**

S3 guidelines: Herrera, D., Berglundh, T., Schwarz, F., Chapple, I., Jepsen, S., Sculean, A., Kerschull, M., Papapanou, P. N., Tonetti, M. S., Sanz, M., & on behalf of the EFP workshop participants and methodological consultant (2023). Prevention and treatment of peri-implant diseases—The EFP S3 level clinical practice guideline. Journal of Clinical Periodontology, 50(S26), 4-76.

ABUTMENT



CROWN IS PLACED



IT IS IMPORTANT TO MAINTAIN GOOD ORAL CARE AFTER THE PLACEMENT OF YOUR DENTAL IMPLANT



Visit your dental professional regularly, at least every 6 months.



Clean teeth and implants following instructions / advice from your dental professional to **help keep implants and gums free of harmful plaque bacteria.**



Be aware of early signs of peri-implant disease, such as inflammation, gum bleeding, and plaque accumulation.

A 2-STEP BRUSHING ROUTINE TO IMPROVE GUM HEALTH



STEP 1 BRUSH TWICE DAILY

with products proven to deliver superior gum health*

*vs an ordinary toothbrush and toothpaste.



Round head precisely cups each tooth for superior gum health



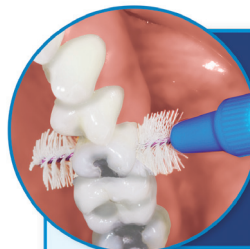
Smart Pressure Sensor control for optimal plaque removal & gum protection



Pro-Timer encourages brushing for the recommended 2 minutes

STANNOUS FLUORIDE TOOTHPASTE

Stannous Fluoride Toothpaste vs ordinary fluoride toothpastes, Oral-B toothpastes protect your mouth against bacterial plaque, creating a shield on your teeth and gums.



STEP 2 CLEAN AROUND TEETH and implants with specialised products

Taking the extra steps to a healthy mouth helps maintain the health of your implant. Facilitate plaque removal around implant with:



SPECIALISED CLEAN BRUSH HEAD

Specifically designed to reach and clean areas that require special focus




INTERDENTAL BRUSHING

In patients who have dental implants, we recommend specific, individually tailored OH instructions to reduce the risk of incident peri-implant diseases. This can include Oral-B toothbrushes, interdental brushes, single tuft brushes and Superfloss

Carra, M. C., Blanc-Sylvestre, N., Courtet, A., & Bouchard, P. (2023). Primary prevention of peri-implant diseases: A systematic review and meta-analysis. *Journal of Clinical Periodontology*, 50(Suppl. 26), 77-112. <https://doi.org/10.1111/jcpe.13790>.

IMPROVE YOUR GUM HEALTH TO HELP YOUR DENTAL IMPLANTS LAST LONGER



SCAN ME



in collaboration with



ASSOCIATION
OF DENTAL
IMPLANTOLOGY

ORAL-B® CAN HELP

Take the opportunity of receiving an implant to establish a new oral care routine, even before surgery
